

V Series: Snap-Tite H/IH Interchange

- V-Series couplers and nipples are fully interchangeable to the parameters outlined in MIL-C-5123
- Couplers have a high concentration of locking balls to reduce incidents of brinneling during operation
- Large diameter heavy duty knurled sleeves are designed to resist brinneling and maximise performance under impulse conditions
- Available in single shut-off, double shut-off, or straight through configurations with a wide selection of end connections



PERFORMANCE 'VALVED'	OPERATING bar (psi)	BURST bar (psi)	FLOW RATE ΔP=2 bar	LOCKING MECHANISM
1/4" Steel	448 (6,500)	759 (11,000)	17 LPM (4.5 GPM)	6 Balls
3/8" Steel	310 (4,500)	759 (11,000)	24.6 LPM (6.5 GPM)	6 Balls
1/2" Steel	276 (4,000)	759 (11,000)	64 LPM (17 GPM)	9 Balls
3/4" Steel	241 (3,500)	621 (9,000)	132 LPM (35 GPM)	9 Balls
1" Steel	138 (2,000)	414 (6,000)	163 LPM (43 GPM)	12 Balls
1 1/4" Steel	121 (1,750)	345 (5,000)	265 LPM (70 GPM)	12 Balls
1 1/2" Steel	103 (1,500)	345 (5,000)	405 LPM (107 GPM)	12 Balls
2" Steel	103 (1,500)	276 (4,000)	738 LPM (195 GPM)	12 Balls
1/4" Brass	155 (2,250)	280 (4,000)	17 LPM (4.5 GPM)	6 Balls
3/8" Brass	155 (2,250)	280 (4,000)	24.6 LPM (6.5 GPM)	6 Balls
1/2" Brass	140 (2,000)	280 (4,000)	64 LPM (17 GPM)	9 Balls
3/4" Brass	140 (2,000)	245 (3,500)	132 LPM (35 GPM)	9 Balls
1" Brass	125 (2,000)	210 (3,000)	163 LPM (43 GPM)	12 Balls
1 1/4" Brass	25 (350)	70 (1,000)	265 LPM (70 GPM)	12 Balls
1 1/2" Brass	25 (350)	70 (1,000)	405 LPM (107 GPM)	12 Balls
2" Brass	25 (400)	55 (750)	738 LPM (195 GPM)	12 Balls
1/4" 316 SS	345 (5,000)	690 (10,000)	17 LPM (4.5 GPM)	6 Balls
3/8" 316 SS	280 (4,000)	555 (8,000)	24.6 LPM (6.5 GPM)	6 Balls
1/2" 316 SS	260 (3,750)	555 (8,000)	64 LPM (17 GPM)	9 Balls
3/4" 316 SS	140 (2,000)	485 (7,000)	132 LPM (35 GPM)	9 Balls
1" 316 SS	140 (2,000)	280 (4,000)	163 LPM (43 GPM)	12 Balls
1 1/4" 316 SS	105 (1,500)	210 (3,000)	265 LPM (70 GPM)	12 Balls
1 1/2" 316 SS	105 (1,500)	210 (3,000)	405 LPM (107 GPM)	12 Balls
2" 316 SS	35 (500)	70 (1,000)	738 LPM (195 GPM)	12 Balls

Please note: Minimum burst pressure ratings were established under laboratory conditions using a Static Burst Unit (SBU). For high impulse applications and to meet Det Norske Veritas (DNV) compliance, the operating pressure must be divided by two (2) to ensure a 4:1 safety factor during system operation.

INTERCHANGE STANDARDS	US MILITARY	INDUSTRY STANDARDS	INTERNATIONAL STANDARDS	ANSI/NFPA
1/4"	MIL-C-51234	-	-	-
3/8"	MIL-C-51234	-	-	-
1/2"	MIL-C-51234	-	-	-
3/4"	MIL-C-51234	-	-	-
1"	MIL-C-51234	-	-	-
1 1/4"	MIL-C-51234	-	-	-
1 1/2"	MIL-C-51234	-	-	-
2"	MIL-C-51234	-	-	-

'V' SERIES INTERCHANGE	SNAP-TITE	FASTER	PCI
1/4"	Series 'H/IH'	TNV/TNL	TNV/TNL
3/8"	Series 'H/IH'	TNV/TNL	TNV/TNL
1/2"	Series 'H/IH'	TNV/TNL	TNV/TNL
3/4"	Series 'H/IH'	TNV/TNL	TNV/TNL
1"	Series 'H/IH'	TNV/TNL	TNV/TNL
1 1/4"	Series 'H/IH'	TNV/TNL	TNV/TNL
1 1/2"	Series 'H/IH'	TNV/TNL	TNV/TNL
2"	Series 'H/IH'	TNV/TNL	TNV/TNL

QUICK RELEASE – HYDRAULIC




(Male Thread)

V-SERIES SNAP-TITE 'H' INTERCHANGE (VALVED COUPLER)

PART NO.	BODY SIZE	THREAD SIZE	BODY MATERIAL
2VM2	1/4"	1/4"-18 NPTF	Steel
2VM2-B	1/4"	1/4"-18 NPTF	Brass
2VM2-SS	1/4"	1/4"-18 NPTF	316 SS
2VJM2	1/4"	7/16"-20 JIC	Steel
3VM3	3/8"	3/8"-18 NPTF	Steel
3VM3-B	3/8"	3/8"-18 NPTF	Brass
3VM3-SS	3/8"	3/8"-18 NPTF	316 SS
3VJM3	3/8"	9/16"-18 JIC	Steel
4VM4	1/2"	1/2"-14 NPTF	Steel
4VM4-B	1/2"	1/2"-14 NPTF	Brass
4VM4-SS	1/2"	1/2"-14 NPTF	316 SS
4VJM4	1/2"	3/4"-16 JIC	Steel
6VM6	3/4"	3/4"-14 NPTF	Steel
6VM6-B	3/4"	3/4"-14 NPTF	Brass
6VM6-SS	3/4"	3/4"-14 NPTF	316 SS
6VJM6	3/4"	1 1/16"-12 JIC	Steel
8VM8	1"	1"-11 1/2 NPTF	Steel
8VM8-B	1"	1"-11 1/2 NPTF	Brass
8VM8-SS	1"	1"-11 1/2 NPTF	316 SS
8VJM8	1"	1 5/16"-12 JIC	Steel
10VM10	1 1/4"	1 1/4"-11 1/2 NPTF	Steel
10VM10-B	1 1/4"	1 1/4"-11 1/2 NPTF	Brass
10VM10-SS	1 1/4"	1 1/4"-11 1/2 NPTF	316 SS
10VJM10	1 1/4"	1 5/8"-12 JIC	Steel
12VM12	1 1/2"	1 1/2"-11 1/2 NPTF	Steel
12VM12-B	1 1/2"	1 1/2"-11 1/2 NPTF	Brass
12VM12-SS	1 1/2"	1 1/2"-11 1/2 NPTF	316 SS
12VJM12	1 1/2"	1- 7/8"-12 JIC	Steel
16VM16	2"	2"-11 1/2 NPTF	Steel
16VM16-B	2"	2"-11 1/2 NPTF	Brass
16VM16-SS	2"	2"-11 1/2 NPTF	316 SS

V-SERIES SNAP-TITE 'H' INTERCHANGE (VALVED NIPPLE)




(Male Thread)

PART NO.	BODY SIZE	THREAD SIZE	BODY MATERIAL
V2M2	1/4"	1/4"-18 NPTF	Steel
V2M2-B	1/4"	1/4"-18 NPTF	Brass
V2M2-SS	1/4"	1/4"-18 NPTF	316 SS
V2JM2	1/4"	7/16"-20 JIC	Steel
V3M3	3/8"	3/8"-18 NPTF	Steel
V3M3-B	3/8"	3/8"-18 NPTF	Brass
V3M3-SS	3/8"	3/8"-18 NPTF	316 SS
V3JM3	3/8"	9/16"-18 JIC	Steel
V4M4	1/2"	1/2"-14 NPTF	Steel
V4M4-B	1/2"	1/2"-14 NPTF	Brass
V4M4-SS	1/2"	1/2"-14 NPTF	316 SS
V4JM4	1/2"	3/4"-16 JIC	Steel
V6M6	3/4"	3/4"-14 NPTF	Steel
V6M6-B	3/4"	3/4"-14 NPTF	Brass
V6M6-SS	3/4"	3/4"-14 NPTF	316 SS
V6JM6	3/4"	1 1/16"-12 JIC	Steel
V8M8	1"	1"-11 1/2 NPTF	Steel
V8M8-B	1"	1"-11 1/2 NPTF	Brass
V8M8-SS	1"	1"-11 1/2 NPTF	316 SS
V8JM8	1"	1-5/16"-12 JIC	Steel
V10M10	1 1/4"	1 1/4"-11 1/2 NPTF	Steel
V10M10-B	1 1/4"	1 1/4"-11 1/2 NPTF	Brass
V10M10-SS	1 1/4"	1 1/4"-11 1/2 NPTF	316 SS
V10JM10	1 1/4"	1 5/8"-12 JIC	Steel
V12M12	1 1/2"	1 1/2"-11 1/2 NPTF	Steel
V12M12-B	1 1/2"	1 1/2"-11 1/2 NPTF	Brass
V12M12-SS	1 1/2"	1 1/2"-11 1/2 NPTF	316 SS
V12JM12	1 1/2"	1 7/8"-12 JIC	Steel
V16M16	2"	2"-11 1/2 NPTF	Steel
V16M16-B	2"	2"-11 1/2 NPTF	Brass
V16M16-SS	2"	2"-11 1/2 NPTF	316 SS

V-SERIES SNAP-TITE 'H' INTERCHANGE (VALVED COUPLER)

PART NO.	BODY SIZE	THREAD SIZE	BODY MATERIAL
2VF1	1/4"	1/8"-27 NPTF	Steel
2VF2	1/4"	1/4"-18 NPTF	Steel
2VF2-B	1/4"	1/4"-18 NPTF	Brass
2VF2-SS	1/4"	1/4"-18 NPTF	316 SS
2VOF2	1/4"	7/16"-20 ORB	Steel
2VBF2	1/4"	G1/4" BSPP	Steel
2VBF2-B	1/4"	G1/4" BSPP	Brass
2VBF2-SS	1/4"	G1/4" BSPP	316 SS
3VF3	3/8"	3/8"-18 NPTF	Steel
3VF3-B	3/8"	3/8"-18 NPTF	Brass
3VF3-SS	3/8"	3/8"-18 NPTF	316 SS
3VOF3	3/8"	9/16"-18 ORB	Steel
3VBF3	3/8"	G3/8" BSPP	Steel
3VBF3-B	3/8"	G3/8" BSPP	Brass
3VBF3-SS	3/8"	G3/8" BSPP	316 SS
3VF4	3/8"	1/2"-14 NPTF	Steel
4VF4	1/2"	1/2"-14 NPTF	Steel
4VF4-B	1/2"	1/2"-14 NPTF	Brass
4VF4-SS	1/2"	1/2"-14 NPTF	316 SS
4VOF4	1/2"	3/4"-16 ORB	Steel
4VBF4	1/2"	G1/2" BSPP	Steel
4VBF4-B	1/2"	G1/2" BSPP	Brass
4VBF4-SS	1/2"	G1/2" BSPP	316 SS
4VF6	1/2"	3/4"-14 NPTF	Steel
6VF6	3/4"	3/4"-14 NPTF	Steel
6VF6-B	3/4"	3/4"-14 NPTF	Brass
6VF6-SS	3/4"	3/4"-14 NPTF	316 SS
6VOF6	3/4"	1 1/16"-12 ORB	Steel
6VBF6	3/4"	G3/4" BSPP	Steel
6VBF6-B	3/4"	G3/4" BSPP	Brass
6VBF6-SS	3/4"	G3/4" BSPP	316 SS
8VF8	1"	1"-11 1/2 NPTF	Steel
8VF8-B	1"	1"-11 1/2 NPTF	Brass
8VF8-SS	1"	1"-11 1/2 NPTF	316 SS
8VOF8	1"	1 5/16"-12 ORB	Steel
8VBF8	1"	G1" BSPP	Steel
8VBF8-B	1"	G1" BSPP	Brass
8VBF8-SS	1"	G1" BSPP	316 SS
10VF10	1 1/4"	1 1/4"-11 1/2 NPTF	Steel
10VF10-B	1 1/4"	1 1/4"-11 1/2 NPTF	Brass
10VF10-SS	1 1/4"	1 1/4"-11 1/2 NPTF	316 SS
10VOF10	1 1/4"	1 5/8"-12 ORB	Steel
10VBF10	1 1/4"	G1-1/4" BSPP	Steel
10VBF10-B	1 1/4"	G1-1/4" BSPP	Brass
10VBF10-SS	1 1/4"	G1-1/4" BSPP	316SS
12VF12	1 1/2"	1 1/2"-11 1/2 NPTF	Steel
12VF12-B	1 1/2"	1 1/2"-11 1/2 NPTF	Brass
12VF12-SS	1 1/2"	1 1/2"-11 1/2 NPTF	316 SS
12VOF12	1 1/2"	1 7/8"-12 ORB	Steel
12VBF12	1 1/2"	G1 1/2" BSPP	Steel
12VBF12-B	1 1/2"	G1 1/2" BSPP	Brass
12VBF12-SS	1 1/2"	G1 1/2" BSPP	316 SS
16VF16	2"	2"-11 1/2 NPTF	Steel
16VF16-B	2"	2"-11 1/2 NPTF	Brass
16VF16-SS	2"	2"-11 1/2 NPTF	316 SS
16VBF16	2"	G2" BSPP	Steel
16VBF16-B	2"	G2" BSPP	Brass
16VBF16-SS	2"	G2" BSPP	316 SS




(Female Thread)

V-SERIES SNAP-TITE 'H' INTERCHANGE (COUPLER RIGID DUST PLUG)

PART NO.	BODY SIZE	CAP LANYARD	BODY MATERIAL
2VDP-A	1/4"	Steel chain	Aluminium
3VDP-A	3/8"	Steel chain	Aluminium
4VDP-A	1/2"	Steel chain	Aluminium
6VDP-A	3/4"	Steel chain	Aluminium
8VDP-A	1"	Steel chain	Aluminium
10VDP-A	1 1/4"	Steel chain	Aluminium
12VDP-A	1 1/2"	Steel chain	Aluminium
16VDP-A	2"	Steel chain	Aluminium



QUICK RELEASE – HYDRAULIC



(Female Thread)

V-SERIES SNAP-TITE 'H' INTERCHANGE (VALVED COUPLER)

PART NO.	BODY SIZE	THREAD SIZE	BODY MATERIAL
V2F1	1/4"	1/8"-27 NPTF	Steel
V2F2	1/4"	1/4"-18 NPTF	Steel
V2F2-B	1/4"	1/4"-18 NPTF	Brass
V2F2-SS	1/4"	1/4"-18 NPTF	316 SS
V2OF2	1/4"	7/16"-20 ORB	Steel
V2BF2	1/4"	G1/4" BSPP	Steel
V2BF2-B	1/4"	G1/4" BSPP	Brass
V2BF2-SS	1/4"	G1/4" BSPP	316 SS
V3F3	3/8"	3/8"-18 NPTF	Steel
V3F3-B	3/8"	3/8"-18 NPTF	Brass
V3F3-SS	3/8"	3/8"-18 NPTF	316 SS
V3OF3	3/8"	9/16"-18 ORB	Steel
V3BF3	3/8"	G3/8" BSPP	Steel
V3BF3-B	3/8"	G3/8" BSPP	Brass
V3BF3-SS	3/8"	G3/8" BSPP	316 SS
V3F4	3/8"	1/2"-14 NPTF	Steel
V4F4	1/2"	1/2"-14 NPTF	Steel
V4F4-B	1/2"	1/2"-14 NPTF	Brass
V4F4-SS	1/2"	1/2"-14 NPTF	316 SS
V4OF4	1/2"	3/4"-16 ORB	Steel
V4BF4	1/2"	G1/2" BSPP	Steel
V4BF4-B	1/2"	G1/2" BSPP	Brass
V4BF4-SS	1/2"	G1/2" BSPP	316 SS
V4F6	1/2"	3/4"-14 NPTF	Steel
V6F6	3/4"	3/4"-14 NPTF	Steel
V6F6-B	3/4"	3/4"-14 NPTF	Brass
V6F6-SS	3/4"	3/4"-14 NPTF	316 SS
V6OF6	3/4"	1 1/16"-12 ORB	Steel
V6BF6	3/4"	G3/4" BSPP	Steel
V6BF6-B	3/4"	G3/4" BSPP	Brass
V6BF6-SS	3/4"	G3/4" BSPP	316 SS
V8F8	1"	1"-11 1/2 NPTF	Steel
V8F8-B	1"	1"-11 1/2 NPTF	Brass
V8F8-SS	1"	1"-11 1/2 NPTF	316 SS
V8OF8	1"	1 5/16"-12 ORB	Steel
V8BF8	1"	G1" BSPP	Steel
V8BF8-B	1"	G1" BSPP	Brass
V8BF8-SS	1"	G1" BSPP	316 SS
V10F10	1 1/4"	1 1/4"-11 1/2 NPTF	Steel
V10F10-B	1 1/4"	1 1/4"-11 1/2 NPTF	Brass
V10F10-SS	1 1/4"	1 1/4"-11 1/2 NPTF	316 SS
V10OF10	1 1/4"	1 5/8"-12 ORB	Steel
V10BF10	1 1/4"	G1-1/4" BSPP	Steel
V10BF10-B	1 1/4"	G1-1/4" BSPP	Brass
V10BF10-SS	1 1/4"	G1-1/4" BSPP	316SS
V12F12	1 1/2"	1 1/2"-11 1/2 NPTF	Steel
V12F12-B	1 1/2"	1 1/2"-11 1/2 NPTF	Brass
V12F12-SS	1 1/2"	1 1/2"-11 1/2 NPTF	316 SS
V12OF12	1 1/2"	1 7/8"-12 ORB	Steel
V12BF12	1 1/2"	G1 1/2" BSPP	Steel
V12BF12-B	1 1/2"	G1 1/2" BSPP	Brass
V12BF12-SS	1 1/2"	G1 1/2" BSPP	316 SS
V16F16	2"	2"-11 1/2 NPTF	Steel
V16F16-B	2"	2"-11 1/2 NPTF	Brass
V16F16-SS	2"	2"-11 1/2 NPTF	316 SS
V16BF16	2"	G2" BSPP	Steel
V16BF16-B	2"	G2" BSPP	Brass
V16BF16-SS	2"	G2" BSPP	316 SS




V-SERIES SNAP-TITE 'H' INTERCHANGE (NIPPLE RIGID DUST CAP)

PART NO.	BODY SIZE	CAP LANYARD	BODY MATERIAL
V2DC-A	1/4"	Steel chain	Aluminium
V3DC-A	3/8"	Steel chain	Aluminium
V4DC-A	1/2"	Steel chain	Aluminium
V6DC-A	3/4"	Steel chain	Aluminium
V8DC-A	1"	Steel chain	Aluminium
V10DC-A	1 1/4"	Steel chain	Aluminium
V12DC-A	1 1/2"	Steel chain	Aluminium
V16DC-A	2"	Steel chain	Aluminium

V-SERIES SNAP-TITE 'H' INTERCHANGE (UNVALVED COUPLER)


PART NO.	BODY SIZE	THREAD SIZE	BODY MATERIAL
2VF2-E	1/4"	1/4"-18 NPTF	Steel
2VF2-B-E	1/4"	1/4"-18 NPTF	Brass
2VF2-SS-E	1/4"	1/4"-18 NPTF	316 SS
2VBF2-E	1/4"	G1/4" BSPP	Steel
2VBF2-B-E	1/4"	G1/4" BSPP	Brass
2VBF2-SS-E	1/4"	G1/4" BSPP	316 SS
3VF3-E	3/8"	3/8"-18 NPTF	Steel
3VF3-B-E	3/8"	3/8"-18 NPTF	Brass
3VF3-SS-E	3/8"	3/8"-18 NPTF	316 SS
3VBF3-E	3/8"	G3/8" BSPP	Steel
3VBF3-B-E	3/8"	G3/8" BSPP	Brass
3VBF3-SS-E	3/8"	G3/8" BSPP	316 SS
4VF4-E	1/2"	1/2"-14 NPTF	Steel
4VF4-B-E	1/2"	1/2"-14 NPTF	Brass
4VF4-SS-E	1/2"	1/2"-14 NPTF	316 SS
4VBF4-E	1/2"	G1/2" BSPP	Steel
4VBF4-B-E	1/2"	G1/2" BSPP	Brass
4VBF4-SS-E	1/2"	G1/2" BSPP	316 SS
6VF6-E	3/4"	3/4"-14 NPTF	Steel
6VF6-B-E	3/4"	3/4"-14 NPTF	Brass
6VF6-SS-E	3/4"	3/4"-14 NPTF	316 SS
6VBF6-E	3/4"	G3/4" BSPP	Steel
6VBF6-B-E	3/4"	G3/4" BSPP	Brass
6VBF6-SS-E	3/4"	G3/4" BSPP	316 SS
8VF8-E	1"	1"-11 1/2 NPTF	Steel
8VF8-B-E	1"	1"-11 1/2 NPTF	Brass
8VF8-SS-E	1"	1"-11 1/2 NPTF	316 SS
8VBF8-E	1"	G1" BSPP	Steel
8VBF8-B-E	1"	G1" BSPP	Brass
8VBF8-SS-E	1"	G1" BSPP	316SS
10VF10-E	1 1/4"	1 1/4"-11 1/2 NPTF	Steel
10VF10-B-E	1 1/4"	1 1/4"-11 1/2 NPTF	Brass
10VF10-SS-E	1 1/4"	1 1/4"-11 1/2 NPTF	316 SS
10VBF10-E	1 1/4"	G1 1/4" BSPP	Steel
10VBF10-B-E	1 1/4"	G1 1/4" BSPP	Brass
10VBF10-SS-E	1 1/4"	G1 1/4" BSPP	316 SS
12VF12-E	1 1/2"	1 1/2"-11 1/2 NPTF	Steel
12VF12-B-E	1 1/2"	1 1/2"-11 1/2 NPTF	Brass
12VF12-SS-E	1 1/2"	1 1/2"-11 1/2 NPTF	316 SS
12VBF12-E	1 1/2"	G1 1/2" BSPP	Steel
12VBF12-B-E	1 1/2"	G1 1/2" BSPP	Brass
12VBF12-SS-E	1 1/2"	G1 1/2" BSPP	316 SS
16VF16-E	2"	2"-11 1/2 NPTF	Steel
16VF16-B-E	2"	2"-11 1/2 NPTF	Brass
16VF16-SS-E	2"	2"-11 1/2 NPTF	316 SS
16VBF16-E	2"	G2" BSPP	Steel
16VBF16-B-E	2"	G2" BSPP	Brass
16VBF16-SS-E	2"	G2" BSPP	316 SS



(Female Thread)

V-SERIES SNAP-TITE 'H' INTERCHANGE (UNVALVED COUPLER)

PART NO.	BODY SIZE	THREAD SIZE	BODY MATERIAL
2VM2-E	1/4"	1/4"-18 NPTF	Steel
2VM2-B-E	1/4"	1/4"-18 NPTF	Brass
2VM2-SS-E	1/4"	1/4"-18 NPTF	316 SS
3VM3-E	3/8"	3/8"-18 NPTF	Steel
3VM3-B-E	3/8"	3/8"-18 NPTF	Brass
3VM3-SS-E	3/8"	3/8"-18 NPTF	316 SS
4VM4-E	1/2"	1/2"-14 NPTF	Steel
4VM4-B-E	1/2"	1/2"-14 NPTF	Brass
4VM4-SS-E	1/2"	1/2"-14 NPTF	316 SS
6VM6-E	3/4"	3/4"-14 NPTF	Steel
6VM6-B-E	3/4"	3/4"-14 NPTF	Brass
6VM6-SS-E	3/4"	3/4"-14 NPTF	316 SS
8VM8-E	1"	1"-11 1/2 NPTF	Steel
8VM8-B-E	1"	1"-11 1/2 NPTF	Brass
8VM8-SS-E	1"	1"-11 1/2 NPTF	316 SS
10VM10-E	1 1/4"	1 1/4"-11 1/2 NPTF	Steel
10VM10-SS-E	1 1/4"	1 1/4"-11 1/2 NPTF	316 SS
12VM12-E	1 1/2"	1 1/2"-11 1/2 NPTF	Steel
12VM12-SS-E	1 1/2"	1 1/2"-11 1/2 NPTF	316 SS
16VM16-E	2"	2"-11 1/2 NPTF	Steel
16VM16-SS-E	2"	2"-11 1/2 NPTF	316 SS



(Male Thread)

QUICK RELEASE – HYDRAULIC

V-SERIES SNAP-TITE 'H' INTERCHANGE (UNVALVED NIPPLE)

PART NO.	BODY SIZE	THREAD SIZE	BODY MATERIAL
V2F2-E	1/4"	1/4"-18 NPTF	Steel
V2F2-B-E	1/4"	1/4"-18 NPTF	Brass
V2F2-SS-E	1/4"	1/4"-18 NPTF	316 SS
V2BF2-E	1/4"	G1/4" BSPP	Steel
V2BF2-B-E	1/4"	G1/4" BSPP	Brass
V2BF2-SS-E	1/4"	G1/4" BSPP	316 SS
V3F3-E	3/8"	3/8"-18 NPTF	Steel
V3F3-B-E	3/8"	3/8"-18 NPTF	Brass
V3F3-SS-E	3/8"	3/8"-18 NPTF	316 SS
V3BF3-E	3/8"	G3/8" BSPP	Steel
V3BF3-B-E	3/8"	G3/8" BSPP	Brass
V3BF3-SS-E	3/8"	G3/8" BSPP	316 SS
V4F4-E	1/2"	1/2"-14 NPTF	Steel
V4F4-B-E	1/2"	1/2"-14 NPTF	Brass
V4F4-SS-E	1/2"	1/2"-14 NPTF	316 SS
V4BF4-E	1/2"	G1/2" BSPP	Steel
V4BF4-B-E	1/2"	G1/2" BSPP	Brass
V4BF4-SS-E	1/2"	G1/2" BSPP	316 SS
V6F6-E	3/4"	3/4"-14 NPTF	Steel
V6F6-B-E	3/4"	3/4"-14 NPTF	Brass
V6F6-SS-E	3/4"	3/4"-14 NPTF	316 SS
V6BF6-E	3/4"	1G3/4" BSPP	Steel
V6BF6-B-E	3/4"	G3/4" BSPP	Brass
V6BF6-SS-E	3/4"	G3/4" BSPP	316 SS
V8F8-E	1"	1"-11 1/2 NPTF	Steel
V8F8-B-E	1"	1"-11 1/2 NPTF	Brass
V8F8-SS-E	1"	1"-11 1/2 NPTF	316 SS
V8BF8-E	1"	G1" BSPP	Steel
V8BF8-B-E	1"	G1" BSPP	Brass
V8BF8-SS-E	1"	G1" BSPP	316 SS
V10F10-E	1 1/4"	1 1/4"-11 1/2 NPTF	Steel
V10F10-B-E	1 1/4"	1 1/4"-11 1/2 NPTF	Brass
V10F10-SS-E	1 1/4"	1 1/4"-11 1/2 NPTF	316 SS
V10BF10-E	1 1/4"	G1 1/4" BSPP	Steel
V10BF10-B-E	1 1/4"	G1 1/4" BSPP	Brass
V10BF10-SS-E	1 1/4"	G1 1/4" BSPP	316 SS
V12F12-E	1 1/2"	1 1/2"-11 1/2 NPTF	Steel
V12F12-B-E	1 1/2"	1 1/2"-11 1/2 NPTF	Brass
V12F12-SS-E	1 1/2"	1 1/2"-11 1/2 NPTF	316 SS
V12BF12-E	1 1/2"	G1 1/2" BSPP	Steel
V12BF12-B-E	1 1/2"	G1 1/2" BSPP	Brass
V12BF12-SS-E	1 1/2"	G1 1/2" BSPP	316 SS
V16F16-E	2"	2"-11 1/2 NPTF	Steel
V16F16-B-E	2"	2"-11 1/2 NPTF	Brass
V16F16-SS-E	2"	2"-11 1/2 NPTF	316 SS
V16BF16-E	2"	G2" BSPP	Steel
V16BF16-B-E	2"	G2" BSPP	Brass
V16BF16-SS-E	2"	G2" BSPP	316 SS



(Female Thread)

V-SERIES SNAP-TITE 'H' INTERCHANGE (UNVALVED NIPPLE)

PART NO.	BODY SIZE	THREAD SIZE	BODY MATERIAL
2VM2-E	1/4"	1/4"-18 NPTF	Steel
2VM2-B-E	1/4"	1/4"-18 NPTF	Brass
2VM2-SS-E	1/4"	1/4"-18 NPTF	316 SS
3VM3-E	3/8"	3/8"-18 NPTF	Steel
3VM3-B-E	3/8"	3/8"-18 NPTF	Brass
3VM3-SS-E	3/8"	3/8"-18 NPTF	316 SS
4VM4-E	1/2"	1/2"-14 NPTF	Steel
4VM4-B-E	1/2"	1/2"-14 NPTF	Brass
4VM4-SS-E	1/2"	1/2"-14 NPTF	316 SS
6VM6-E	3/4"	3/4"-14 NPTF	Steel
6VM6-B-E	3/4"	3/4"-14 NPTF	Brass
6VM6-SS-E	3/4"	3/4"-14 NPTF	316 SS
8VM8-E	1"	1"-11 1/2 NPTF	Steel
8VM8-B-E	1"	1"-11 1/2 NPTF	Brass
8VM8-SS-E	1"	1"-11 1/2 NPTF	316 SS
10VM10-E	1 1/4"	1 1/4"-11 1/2 NPTF	Steel
10VM10-SS-E	1 1/4"	1 1/4"-11 1/2 NPTF	316 SS
12VM12-E	1 1/2"	1 1/2"-11 1/2 NPTF	Steel
12VM12-SS-E	1 1/2"	1 1/2"-11 1/2 NPTF	316 SS
16VM16-E	2"	2"-11 1/2 NPTF	Steel
16VM16-SS-E	2"	2"-11 1/2 NPTF	316 SS



(Male Thread)