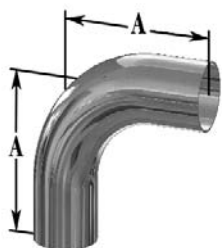


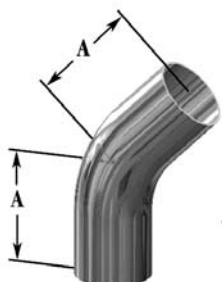
Dixon Group Europe's range of high purity BioPharm fittings comply with ASME BPE-2009-Table DT-5-1.



BPE Table #DT-7

90° ELBOWS			
PL Finish - SF1	PM Finish - SF4	Size	A
T2S-050PL	T2S-050PM	½"	3.00
T2S-075PL	T2S-075PM	¾"	3.00
T2S-100PL	T2S-100PM	1"	3.00
T2S-150PL	T2S-150PM	1½"	3.75
T2S-200PL	T2S-200PM	2"	4.75

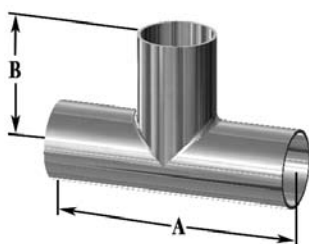
Also offered clamp end.



BPE Table #DT-8

45° ELBOWS			
PL Finish - SF1	PM Finish - SF4	Size	A
T2KS-050PL	T2KS-050PM	½"	2.250
T2KS-075PL	T2KS-075PM	¾"	2.250
T2KS-100PL	T2KS-100PM	1"	2.250
T2KS-150PL	T2KS-150PM	1½"	2.500
T2KS-200PL	T2KS-200PM	2"	3.000

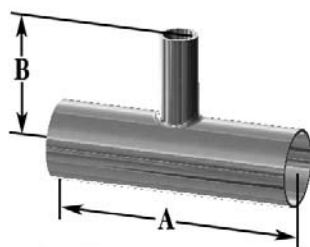
Also offered clamp end.



BPE Table #DT-9

TEES				
PL Finish - SF1	PM Finish - SF4	Size	A	B
T7WWW-050PL	T7WWW-050PM	½"	3.750	1.875
T7WWW-075PL	T7WWW-075PM	¾"	4.000	2.000
T7WWW-100PL	T7WWW-100PM	1"	4.250	2.125
T7WWW-150PL	T7WWW-150PM	1½"	4.750	2.375
T7WWW-200PL	T7WWW-200PM	2"	5.750	2.875

Also offered clamp end.



BPE Table #DT-10

REDUCING TEES				
PL Finish - SF1	PM Finish - SF4	Size	A	B
T7RWWW-075050PL	T7RWWW-075050PM	¾" x ½"	4.000	2.000
T7RWWW-100050PL	T7RWWW-100050PM	1" x ½"	4.250	2.125
T7RWWW-100075PL	T7RWWW-100075PM	1" x ¾"	4.250	2.125
T7RWWW-150050PL	T7RWWW-150050PM	1½" x ½"	4.750	2.375
T7RWWW-150075PL	T7RWWW-150075PM	1½" x ¾"	4.750	2.375
T7RWWW-150100PL	T7RWWW-150100PM	1½" x 1"	4.750	2.375
T7RWWW-200050PL	T7RWWW-200050PM	2" x ½"	5.750	2.625
T7RWWW-200075PL	T7RWWW-200075PM	2" x ¾"	5.750	2.625
T7RWWW-200100PL	T7RWWW-200100PM	2" x 1"	5.750	2.625
T7RWWW-200150PL	T7RWWW-200150PM	2" x 1½"	5.750	2.625

Also offered clamp end.

PL Finish – SF1

OD = 32Ra Mechanically Polished

ID = 20Ra Mechanically Polished

PM Finish – SF4


OD = 32Ra Mechanically Polished

ID = 15Ra Mechanically Polished and Electropolished

NEW

Bradford™ High Purity BioPharm Fittings

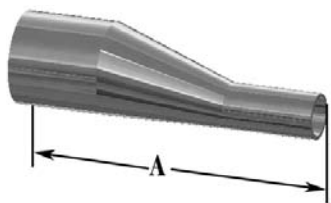
Dixon Group Europe's range of high purity BioPharm fittings comply with ASME BPE-2009-Table DT-5-1.



BPE Table #DT-11

CONCENTRIC REDUCERS			
PL Finish - SF1	PM Finish - SF4	Size	A
T31W-075050PL	T31W-075050PM	¾" x ½"	4.00
T31W-100050PL	T31W-100050PM	1" x ½"	4.50
T31W-100075PL	T31W-100075PM	1" x ¾"	4.00
T31W-150050PL	T31W-150050PM	1½" x ½"	5.50
T31W-150075PL	T31W-150075PM	1½" x ¾"	5.00
T31W-150100PL	T31W-150100PM	1½" x 1"	5.00
T31W-200050PL	T31W-200050PM	2" x ½"	7.75
T31W-200075PL	T31W-200075PM	2" x ¾"	7.25
T31W-200100PL	T31W-200100PM	2" x 1"	7.25
T31W-200150PL	T31W-200150PM	2" x 1½"	5.25

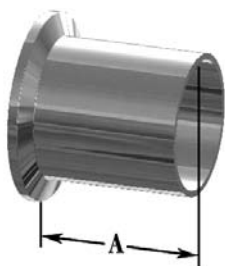
Also offered clamp end.

H

BPE Table #DT-11

ECCENTRIC REDUCERS			
PL Finish - SF1	PM Finish - SF4	Size	A
T32W-075050PL	T32W-075050PM	¾" x ½"	4.00
T32W-100050PL	T32W-100050PM	1" x ½"	4.50
T32W-100075PL	T32W-100075PM	1" x ¾"	4.00
T32W-150050PL	T32W-150050PM	1½" x ½"	5.50
T32W-150075PL	T32W-150075PM	1½" x ¾"	5.00
T32W-150100PL	T32W-150100PM	1½" x 1"	5.00
T32W-200050PL	T32W-200050PM	2" x ½"	7.75
T32W-200075PL	T32W-200075PM	2" x ¾"	7.25
T32W-200100PL	T32W-200100PM	2" x 1"	7.25
T32W-200150PL	T32W-200150PM	2" x 1½"	5.25

Also offered clamp end.



BPE Table #DT-22

AUTO WELD FERRULES			
PL Finish - SF1	PM Finish - SF4	Size	A
TL14AM7-050PL	TL14AM7-050PM	½"	1.75
TL14AM7-075PL	TL14AM7-075PM	¾"	1.75
TL14AM7-100PL	TL14AM7-100PM	1"	1.75
TL14AM7-150PL	TL14AM7-150PM	1½"	1.75
TL14AM7-200PL	TL14AM7-200PM	2"	2.25
TL14AM7-250PL	TL14AM7-250PM	2½"	2.25
TL14AM7-300PL	TL14AM7-300PM	3"	2.25
TL14AM7-400PL	TL14AM7-400PM	4"	2.25

Also offered clamp end.

PL Finish – SF1

OD = 32Ra Mechanically Polished

ID = 20Ra Mechanically Polished

PM Finish – SF4

OD = 32Ra Mechanically Polished

ID = 15Ra Mechanically Polished and Electropolished

Clamps Accessories

Service pressure ratings are based on the following parameters: matching elastomer gaskets and weld ferrules properly aligned and assembled with the clamps tightened to the required torques. Tests are done hydrostatically with no water hammer or shock loads. Please note the pressure ratings of the described unions are above the recommended pipe line operating pressures.



SINGLE PIN HEAVY DUTY CLAMPS WITH CROSS HOLE WING NUT - 13MHHM

Part Number	Tube OD	Service Pressure Rating @ 70°F *	Service Pressure Rating @ 250°F *	A
13MHHM50-75	½" - ¾"	1500	1200	1.062
13MHHM100-150	1" - 1½"	500	300	2.122
13MHHM200	2"	450	250	2.654
13MHHM250	2½"	400	200	3.185
13MHHM300	3"	350	175	3.717
13MHHM400	4"	300	150	4.820

Also offered clamp end.* wing nut tightened to 25 in. lb. of torque.

H



PTFE (TEFLON®) GASKETS

PART NO.	SIZE
42MP-G50	½"
42MP-G75	¾"
40MP-G100	1"
40MP-G150	1½"
40MP-G200	2"
40MP-G250	2½"
40MP-G300	3"
40MP-G400	4"

Also offered clamp end.

- color code: no dot
- passed U.S.P. Class VI Cytotoxicity testing
- meets 21CFR 177.1550
- not recommended for use with bolted clamps

CAUTION

PTFE (Teflon®) is a material subject to plastic flow. When cycled through heat and then cooled down in process lines, PTFE gaskets will not return to the original configuration and it will continue to compress as the cycling continues. This plastic flow will allow leakage if clamp torques are not maintained.

FOR FULL TECHNICAL BIOPHARM DETAILS SEE PAGES 106-108