

MIL-C-27487



DIXON CAM & GROOVE TYPE A ADAPTER x BSP PL. & NPT THREADS (MIL-C-27487)

SIZE	BSP PL. MODEL NO.	NPT MODEL NO.	MATERIAL
1/2"	50AALB	50AALN	Aluminium
3/4" x 1/2"	7550AALB	7550AALN	Aluminium
3/4"	75AALB	75AALN	Aluminium
1"	100AALB	100AALN	Aluminium
1 1/4"	125AALB	125AALN	Aluminium
1 1/2"	150AALB	150AALN	Aluminium
2"	200AALB	200AALN	Aluminium
2 1/2"	250AALB	250AALN	Aluminium
3"	300AALB	300AALN	Aluminium
4"	400AALB	400AALN	Aluminium
5"	500AALB	500AALN	Aluminium
6"	600AALB	600AALN	Aluminium
8"	800AALB	800AALN	Aluminium
1/2"	DAL50 AB	DAL50 AN	Die Cast Aluminium
3/4" x 1/2"	DAL7550 AB	DAL7550 AN	Die Cast Aluminium
3/4"	DAL75 AB	DAL75 AN	Die Cast Aluminium
1"	DAL100 AB	DAL100 AN	Die Cast Aluminium
1 1/4"	DAL125 AB	DAL125 AN	Die Cast Aluminium
1 1/2"	DAL150 AB	DAL150 AN	Die Cast Aluminium
2"	DAL200 AB	DAL200 AN	Die Cast Aluminium
2 1/2"	DAL250 AB	DAL250 AN	Die Cast Aluminium
3"	DAL300 AB	DAL300 AN	Die Cast Aluminium
4"	DAL400 AB	DAL400 AN	Die Cast Aluminium
1/2"	50ABRB	50ABRN	Brass
3/4" x 1/2"	7550ABRB	7550ABRN	Brass
3/4"	75ABRB	75ABRN	Brass
1"	100ABRB	100ABRN	Brass
1 1/4"	125ABRB	125ABRN	Brass
1 1/2"	150ABRB	150ABRN	Brass
2"	200ABRB	200ABRN	Brass
2 1/2"	250ABRB	250ABRN	Brass
3"	300ABRB	300ABRN	Brass
4"	400ABRB	400ABRN	Brass
5"	500ABRB	500ABRN	Brass
6"	600ABRB	600ABRN	Brass
1/2"	50ASSB	50ASSN	Stainless Steel
3/4" x 1/2"	7550ASSB	7750ASSN	Stainless Steel
3/4"	75ASSB	75ASSN	Stainless Steel
1"	100ASSB	100ASSN	Stainless Steel
1 1/4"	125ASSB	125ASSN	Stainless Steel
1 1/2"	150ASSB	150ASSN	Stainless Steel
2"	200ASSB	200ASSN	Stainless Steel
2 1/2"	250ASSB	250ASSN	Stainless Steel
3"	300ASSB	300ASSN	Stainless Steel
4"	400ASSB	400ASSN	Stainless Steel
5"	500ASSB	500ASSN	Stainless Steel
6"	600ASSB	600ASSN	Stainless Steel
3/4" x 1/2"	7550APPB	7550APPN	Polypropylene
3/4"	75APPB	75APPN	Polypropylene
1"	100APPB	100APPN	Polypropylene
1 1/2" x 1/4"	125APPB	125APPN	Polypropylene
1 1/2"	150APPB	150APPN	Polypropylene
2"	200APPB	200APPN	Polypropylene
3"	300APPB	300APPN	Polypropylene
4"	400APPB	400APPN	Polypropylene



DIXON CAM & GROOVE TYPE B COUPLER x BSPT & NPT THREADS (MIL-C-27487)

SIZE	BSPT MODEL NO.	NPT MODEL NO.	MATERIAL
1/2"	50BALB	50BALN	Aluminium
3/4"	75BALB	75BALN	Aluminium
1"	100BALB	100BALN	Aluminium
1 1/4"	125BALB	125BALN	Aluminium
1 1/2"	150BALB	150BALN	Aluminium
2"	200BALB	200BALN	Aluminium
2 1/2"	250BALB	250BALN	Aluminium
3"	300BALB	300BALN	Aluminium
4"	400BALB	400BALN	Aluminium
5"	500BALB	500BALN	Aluminium
6"	600BALB	600BALN	Aluminium
1/2"	DAL50 BB	DAL50 BN	Die Cast Aluminium
3/4"	DAL75 BB	DAL75 BN	Die Cast Aluminium
1"	DAL100 BB	DAL100 BN	Die Cast Aluminium
1 1/4"	DAL125 BB	DAL125 BN	Die Cast Aluminium
1 1/2"	DAL150 BB	DAL150 BN	Die Cast Aluminium
2"	DAL200 BB	DAL200 BN	Die Cast Aluminium
2 1/2"	DAL250 BB	DAL250 BN	Die Cast Aluminium
3"	DAL300 BB	DAL300 BN	Die Cast Aluminium
4"	DAL400 BB	DAL400 BN	Die Cast Aluminium
1/2"	50BBRB	50BBRN	Brass
3/4"	75BBRB	75BBRN	Brass
1"	100BBRB	100BBRN	Brass
1 1/4"	125BBRB	125BBRN	Brass
1 1/2"	150BBRB	150BBRN	Brass
2"	200BBRB	200BBRN	Brass
2 1/2"	250BBRB	250BBRN	Brass
3"	300BBRB	300BBRN	Brass
4"	400BBRB	400BBRN	Brass
5"	500BBRB	500BBRN	Brass
6"	600BBRB	600BBRN	Brass
1/2"	50BSSB	50BSSN	Stainless Steel
3/4"	75BSSB	75BSSN	Stainless Steel
1"	100BSSB	100BSSN	Stainless Steel
1 1/4"	125BSSB	125BSSN	Stainless Steel
1 1/2"	150BSSB	150BSSN	Stainless Steel
2"	200BSSB	200BSSN	Stainless Steel
2 1/2"	250BSSB	250BSSN	Stainless Steel
3"	300BSSB	300BSSN	Stainless Steel
4"	400BSSB	400BSSN	Stainless Steel
5"	500BSSB	500BSSN	Stainless Steel
6"	600BSSB	600BSSN	Stainless Steel
3/4"	75BPPB	75BPPN	Polypropylene
1"	100BPPB	100BPPN	Polypropylene
1 1/2" x 1 1/4"	125BPPB	125BPPN	Polypropylene
1 1/2"	150BPPB	150BPPN	Polypropylene
2"	200BPPB	200BPPN	Polypropylene
3"	300BPPB	300BPPN	Polypropylene



"ANDREWS" TYPE B - 'REDUCING FEMALE COUPLER x MALE THREAD'

PART NO.	SIZE	MATERIAL	THREAD AVAILABLE
1510-B-AL	1 1/2" x 1"	Aluminium	NPT
2015-B-AL	2" x 1 1/2"	Aluminium	NPT
3020-B-AL	3" x 2"	Aluminium	NPT
3040-B-AL	3" x 4"	Aluminium	NPT
4030-B-AL	4" x 3"	Aluminium	NPT

Also available in Stainless Steel upon request



"BOSS-LOCK" TYPE B - 'FEMALE COUPLER x MALE THREAD'

PART NO.	SIZE	THREAD AVAILABLE	MATERIAL
AB050	3/4" x 1/2"	NPT	Aluminium
AB075	3/4"	NPT	Aluminium
AB100	1"	NPT	Aluminium
AB125	1 1/4"	NPT	Aluminium
AB150	1 1/4"	NPT	Aluminium
AB200	2"	NPT	Aluminium
AB250	2 1/2***	NPT	Aluminium
AB300	3"	NPT	Aluminium
AB400	4"	NPT	Aluminium
AB600	6"	NPT	Aluminium
BB050	3/4" x 1/2"	NPT	Brass
BB075	3/4"	NPT	Brass
BB100	1"	NPT	Brass
BB125	1 1/4"	NPT	Brass
BB150	1 1/2"	NPT	Brass
BB200	2"	NPT	Brass
BB250	2 1/2***	NPT	Brass
BB300	3"	NPT	Brass
BB400	4"	NPT	Brass
BB600	6"	NPT	Brass
RB050BL	3/4" x 1/2"	NPT	Stainless Steel
RB075BL	3/4"	NPT	Stainless Steel
RB100BL	1"	NPT	Stainless Steel
RB125BL	1 1/4"	NPT	Stainless Steel
RB150BL	1 1/2"	NPT	Stainless Steel
RB200BL	2"	NPT	Stainless Steel
RB300BL	3"	NPT	Stainless Steel
RB400BL	4"	NPT	Stainless Steel
IB075	3/4"	NPT	Plated Malleable Iron
IB100	1"	NPT	Plated Malleable Iron
IB150	1 1/2"	NPT	Plated Malleable Iron
IB200	2"	NPT	Plated Malleable Iron
IB300	3"	NPT	Plated Malleable Iron
IB400	4"	NPT	Plated Malleable Iron

** "Boss-Lock" Couplers with BSPT threads are available to special order / minimum quantity may apply with the exception of 2 1/2" which is which is only available in NPT.



"EZ BOSS-LOCK" TYPE B - 'FEMALE COUPLER x MALE THREAD'

PART NO.	SIZE	THREAD AVAILABLE	MATERIAL
RB050EZ	3/4" x 1/2"	NPT	Stainless Steel
RB075EZ	3/4"	NPT	Stainless Steel
RB100EZ	1"	NPT	Stainless Steel
RB125EZ	1 1/4"	NPT	Stainless Steel
RB150EZ	1 1/2"	NPT	Stainless Steel
RB200EZ	2"	NPT	Stainless Steel
RB300EZ	3"	NPT	Stainless Steel
RB400EZ	4"	NPT	Stainless Steel
RB600EZ	6"	NPT	Stainless Steel

"EZ BOSS-LOCK" TYPE B - 'FEMALE COUPLER x MALE THREAD'

PART NO.	SIZE	THREAD AVAILABLE	MATERIAL
RB050EZA	3/4" x 1/2"	BSPT	Stainless Steel
RB075EZA	3/4"	BSPT	Stainless Steel
RB100EZA	1"	BSPT	Stainless Steel
RB125EZA	1 1/4"	BSPT	Stainless Steel
RB150EZA	1 1/2"	BSPT	Stainless Steel
RB200EZA	2"	BSPT	Stainless Steel
RB300EZA	3"	BSPT	Stainless Steel
RB400EZA	4"	BSPT	Stainless Steel
RB600EZA	6"	BSPT	Stainless Steel



DIXON CAM & GROOVE TYPE C COUPLER (MIL-C-27487)

SIZE	MODEL NO.	MATERIAL
1/2"	50CAL	Aluminium
3/4"	75CAL	Aluminium
1"	100CAL	Aluminium
1 1/4"	125CAL	Aluminium
1 1/2"	150CAL	Aluminium
2"	200CAL	Aluminium
2 1/2"	250CAL	Aluminium
3"	300CAL	Aluminium
4"	400CAL	Aluminium
5"	500CAL	Aluminium
6"	600CAL	Aluminium
8"	800CAL	Aluminium
1/2"	DAL50 C	Die Cast Aluminium
3/4"	DAL75 C	Die Cast Aluminium
1"	DAL100 C	Die Cast Aluminium
1 1/4"	DAL125 C	Die Cast Aluminium
1 1/2"	DAL150 C	Die Cast Aluminium
2"	DAL200 C	Die Cast Aluminium
2 1/2"	DAL250 C	Die Cast Aluminium
3"	DAL300 C	Die Cast Aluminium
4"	DAL400 C	Die Cast Aluminium
1/2"	50CBR	Brass
3/4"	75CBR	Brass
1"	100CBR	Brass
1 1/4"	125CBR	Brass
1 1/2"	150CBR	Brass
2"	200CBR	Brass
2 1/2"	250CBR	Brass
3"	300CBR	Brass
4"	400CBR	Brass
5"	500CBR	Brass
6"	600CBR	Brass
1/2"	50CSS	Stainless Steel
3/4"	75CSS	Stainless Steel
1"	100CSS	Stainless Steel
1 1/4"	125CSS	Stainless Steel
1 1/2"	150CSS	Stainless Steel
2"	200CSS	Stainless Steel
2 1/2"	250CSS	Stainless Steel
3"	300CSS	Stainless Steel
4"	400CSS	Stainless Steel
5"	500CSS	Stainless Steel
6"	600CSS	Stainless Steel
3/4"	75CPP	Polypropylene
1"	100CPP	Polypropylene
1 1/2" x 1 1/4"	125CPP	Polypropylene
1 1/2"	150CPP	Polypropylene
2"	200CPP	Polypropylene
3"	300CPP	Polypropylene
4"	400CPP	Polypropylene

"ANDREWS" TYPE C - 'REDUCING FEMALE COUPLER x HOSE TAIL'

PART NO.	SIZE	MATERIAL
3020-C-AL	3" x 2"	Aluminium
3040-C-AL	3" x 4"	Aluminium
4030-C-AL	4" x 3"	Aluminium

Also available in Stainless Steel upon request



"BOSS-LOCK" TYPE C - 'FEMALE COUPLER x HOSE TAIL'		
PART NO.	SIZE	MATERIAL
AC075	3/4"	Aluminium
AC100	1"	Aluminium
AC125	1 1/4"	Aluminium
AC150	1 1/2"	Aluminium
AC200	2"	Aluminium
AC250	2 1/2"	Aluminium
AC300	3"	Aluminium
AC400	4"	Aluminium
AC600	6"	Aluminium
BC075	3/4"	Brass
BC100	1"	Brass
BC125	1 1/4"	Brass
BC150	1 1/2"	Brass
BC200	2"	Brass
BC250	2 1/2"	Brass
BC300	3"	Brass
BC400	4"	Brass
BC600	6"	Brass
RC050BL	3/4" x 1/2"	Stainless Steel
RC075BL	3/4"	Stainless Steel
RC100BL	1"	Stainless Steel
RC125BL	1 1/4"	Stainless Steel
RC150BL	1 1/2"	Stainless Steel
RC200BL	2"	Stainless Steel
RC300BL	3"	Stainless Steel
RC400BL	4"	Stainless Steel
IC075	3/4"	Plated Malleable Iron
IC100	1"	Plated Malleable Iron
IC150	1 1/2"	Plated Malleable Iron
IC200	2"	Plated Malleable Iron
IC300	3"	Plated Malleable Iron
IC400	4"	Plated Malleable Iron
IC600	6"	Plated Malleable Iron



"EZ BOSS-LOCK" TYPE C - 'FEMALE COUPLER x HOSE TAIL'		
PART NO.	SIZE	MATERIAL
RC050EZ	1/2"	Stainless Steel
RC075EZ	3/4"	Stainless Steel
RC100EZ	1"	Stainless Steel
RC125EZ	1 1/4"	Stainless Steel
RC150EZ	1 1/2"	Stainless Steel
RC200EZ	2"	Stainless Steel
RC300EZ	3"	Stainless Steel
RC400EZ	4"	Stainless Steel
RC600EZ	6"	Stainless Steel

Note: All "Boss-Lock" Couplers come with SAFETY CLIPS. * "Andrews" and "Boss-Lock" Cam and Groove Couplings **DO NOT INTERCHANGE IN THE 8" SIZE**. The 8" "Boss-Lock" design has 2 cam arms. The 8" "Boss-Lock" were designed to interchange with 8" Cam and Groove couplings manufactured by others.



"BOSS-LOCK" TYPE C - 'COUPLER x HOSE TAIL WITH FERRULE'				
PART NO.	SIZE	MINIMUM	MAXIMUM HOSE O.D.	MATERIAL HOSE O.D.
RC075EZ-70	3/4"	16/64"	122/64"	Stainless Steel
RC100EZ-20	1"	129/64"	135/64"	Stainless Steel
RC100EZ-70	1"	19/16"	111/16"	Stainless Steel

Developed specifically for chemical transport hoses having **Crosslinked Polyethylene (XLPE)** or **Ultra High Molecular Weight Polyethylene (UHMWPE)** tubes. Swaged "Boss-Lock" provides you with a permanently attached Cam and Groove fitting when superior coupling retention is required. In testing tank transport hoses from a wide variety of manufacturers, the Swaged "Boss-Lock" fitting proved itself to be **the clear winner in overall performance**. Fittings are also available on special order for other sizes or hoses O.D's. Consult Dixon for pricing and availability. Consult Dixon for pricing and availability of the special equipment required for installation.



DIXON CAM & GROOVE TYPE D COUPLER x BSP PL. & NPT THREADS (MIL-C-27487)

SIZE	BSP PL. MODEL NO.	NPT MODEL NO.	MATERIAL
1/2"	50DALB	50DALN	Aluminium
3/4"	75DALB	75DALN	Aluminium
1"	100DALB	100DALN	Aluminium
1 1/4"	125DALB	125DALN	Aluminium
1 1/2"	150DALB	150DALN	Aluminium
2"	200DALB	200DALN	Aluminium
2 1/2"	250DALB	250DALN	Aluminium
3"	300DALB	300DALN	Aluminium
4"	400DALB	400DALN	Aluminium
5"	500DALB	500DALN	Aluminium
6"	600DALB	600DALN	Aluminium
8"	800DALB	800DALN	Aluminium
1/2"	DAL50 DB	DAL50 DN	Die Cast Aluminium
3/4"	DAL75 DB	DAL75 DN	Die Cast Aluminium
1"	DAL100 DB	DAL100 DN	Die Cast Aluminium
1 1/4"	DAL125 DB	DAL125 DN	Die Cast Aluminium
1 1/2"	DAL150 DB	DAL150 DN	Die Cast Aluminium
2"	DAL200 DB	DAL200 DN	Die Cast Aluminium
2 1/2"	DAL250 DB	DAL250 DN	Die Cast Aluminium
3"	DAL300 DB	DAL300 DN	Die Cast Aluminium
4"	DAL400 DB	DAL400 DN	Die Cast Aluminium
1/2"	50DBRB	50DBRN	Brass
3/4"	75DBRB	75DBRN	Brass
1"	100DBRB	100DBRN	Brass
1 1/4"	125DBRB	125DBRN	Brass
1 1/2"	150DBRB	150DBRN	Brass
2"	200DBRB	200DBRN	Brass
2 1/2"	250DBRB	250DBRN	Brass
3"	300DBRB	300DBRN	Brass
4"	400DBRB	400DBRN	Brass
5"	500DBRB	500DBRN	Brass
6"	600DBRB	600DBRN	Brass
1/2"	50DSSB	50DSSN	Stainless Steel
3/4"	75DSSB	75DSSN	Stainless Steel
1"	100DSSB	100DSSN	Stainless Steel
1 1/4"	125DSSB	125DSSN	Stainless Steel
1 1/2"	150DSSB	150DSSN	Stainless Steel
2"	200DSSB	200DSSN	Stainless Steel
2 1/2"	250DSSB	250DSSN	Stainless Steel
3"	300DSSB	300DSSN	Stainless Steel
4"	400DSSB	400DSSN	Stainless Steel
5"	500DSSB	500DSSN	Stainless Steel
6"	600DSSB	600DSSN	Stainless Steel
3/4"	75DPPB	75DPPN	Polypropylene
1"	100DPPB	100DPPN	Polypropylene
1 1/2" x 1 1/4"	125DPPB	125DPPN	Polypropylene
1 1/2"	150DPPB	150DPPN	Polypropylene
2"	200DPPB	200DPPN	Polypropylene
3"	300DPPB	300DPPN	Polypropylene
4"	400DPPB	400DPPN	Polypropylene



"ANDREWS" TYPE D - 'REDUCER COUPLER x FEMALE THREAD'

PART NO.	SIZE	THREAD AVAILABLE	MATERIAL
1510-D-AL	1 1/2" x 1"	NPT	Aluminium
2015-D-AL	2" x 1 1/2"	NPT	Aluminium
3020-D-AL	3" x 2"	NPT	Aluminium
4030-D-AL	4" x 3"	NPT	Aluminium
4030-D-BR	4" x 3"	NPT	Brass
2015-D-SS	2" x 1 1/2"	NPT	Stainless Steel

* "Andrews" and "Boss-Lock" Cam and Groove Couplings **DO NOT INTERCHANGE IN THE 8" SIZE**. The 8" "Boss-Lock" design has 2 cam arms. The 8" "Boss-Lock" were designed to interchange with 8" Cam and Groove couplings manufactured by others.



"BOSS-LOCK" TYPE D 'FEMALE COUPLER x FEMALE THREAD'

PART NO.	SIZE	THREAD AVAILABLE	MATERIAL
AD050	3/4" x 1/2"	NPT	Aluminium
AD075	3/4"	NPT	Aluminium
AD100	1"	NPT	Aluminium
AD125	1 1/4"	NPT	Aluminium
AD150	1 1/2"	NPT	Aluminium
AD200	2"	NPT	Aluminium
AD250	2 1/2"	NPT	Aluminium
AD300	3"	NPT	Aluminium
AD400	4"	NPT	Aluminium
AD600	6"	NPT	Aluminium
AD800	8"	NPT	Aluminium
BD050	3/4" x 1/2"	NPT	Brass
BD075	3/4"	NPT	Brass
BD100	1"	NPT	Brass
BD125	1 1/4"	NPT	Brass
BD150	1 1/2"	NPT	Brass
BD200	2"	NPT	Brass
BD250	2 1/2"	NPT	Brass
BD300	3"	NPT	Brass
BD400	4"	NPT	Brass
BD600	6"	NPT	Brass
RD050	3/4" x 1/2"	NPT	Stainless Steel
RD075	3/4"	NPT	Stainless Steel
RD100	1"	NPT	Stainless Steel
RD125	1 1/4"	NPT	Stainless Steel
RD150	1 1/2"	NPT	Stainless Steel
RD200	2"	NPT	Stainless Steel
RD300	3"	NPT	Stainless Steel
RD400	4"	NPT	Stainless Steel
ID075	3/4"	NPT	Plated Malleable Iron
ID100	1"	NPT	Plated Malleable Iron
ID150	1 1/2"	NPT	Plated Malleable Iron
ID200	2"	NPT	Plated Malleable Iron
ID300	3"	NPT	Plated Malleable Iron
ID400	4"	NPT	Plated Malleable Iron
ID600	6"	NPT	Plated Malleable Iron

** "Boss-Lock" Couplers with BSPT threads are available to special order / minimum quantity may apply with the exception of 2 1/2" which is only available in NPT.



"EZ BOSS-LOCK" TYPE D - 'FEMALE COUPLER x FEMALE THREAD'

PART NO.	SIZE	THREAD AVAILABLE	MATERIAL
RD050EZ	1/2"	NPT	Stainless Steel
RD075EZ	3/4"	NPT	Stainless Steel
RD100EZ	1"	NPT	Stainless Steel
RD125EZ	1 1/4"	NPT	Stainless Steel
RD150EZ	1 1/2"	NPT	Stainless Steel
RD200EZ	2"	NPT	Stainless Steel
RD300EZ	3"	NPT	Stainless Steel
RD400EZ	4"	NPT	Stainless Steel

Note: "Boss-Lock" Couplers with BSPT threads are available to special order. All "Boss-Lock" Couplers come with SAFETY CLIPS. * "Andrews" and "Boss-Lock" Cam and Groove Couplings **DO NOT INTERCHANGE IN THE 8" SIZE**. The 8" "Boss-Lock" design has 2 cam arms. The 8" "Boss-Lock" were designed to interchange with 8" Cam and Groove couplings manufactured by others.



DIXON CAM & GROOVE TYPE E ADAPTER (MIL-C-27487)

SIZE	MODEL NO.	MATERIAL
1/2"	50EAL	Aluminium
3/4"	75EAL	Aluminium
1"	100EAL	Aluminium
1 1/4"	125EAL	Aluminium
1 1/2"	150EAL	Aluminium
2"	200EAL	Aluminium
2 1/2"	250EAL	Aluminium
3"	300EAL	Aluminium
4"	400EAL	Aluminium
5"	500EAL	Aluminium
6"	600EAL	Aluminium
8"	800EAL	Aluminium
1/2"	DAL50 E	Die Cast Aluminium
3/4"	DAL75 E	Die Cast Aluminium
1"	DAL100 E	Die Cast Aluminium
1 1/4"	DAL125 E	Die Cast Aluminium
1 1/2"	DAL150 E	Die Cast Aluminium
2"	DAL200 E	Die Cast Aluminium
2 1/2"	DAL250 E	Die Cast Aluminium
3"	DAL300 E	Die Cast Aluminium
4"	DAL400 E	Die Cast Aluminium
1/2"	50EBR	Brass
3/4"	75EBR	Brass
1"	100EBR	Brass
1 1/4"	125EBR	Brass
1 1/2"	150EBR	Brass
2"	200EBR	Brass
2 1/2"	250EBR	Brass
3"	300EBR	Brass
4"	400EBR	Brass
5"	500EBR	Brass
6"	600EBR	Brass
1/2"	50ESS	Stainless Steel
3/4"	75ESS	Stainless Steel
1"	100ESS	Stainless Steel
1 1/4"	125ESS	Stainless Steel
1 1/2"	150ESS	Stainless Steel
2"	200ESS	Stainless Steel
2 1/2"	250ESS	Stainless Steel
3"	300ESS	Stainless Steel
4"	400ESS	Stainless Steel
5"	500ESS	Stainless Steel
6"	600ESS	Stainless Steel
3/4"	75EPP	Polypropylene
1"	100EPP	Polypropylene
1 1/2" x 1 1/4"	125EPP	Polypropylene
1 1/2"	150EPP	Polypropylene
2"	200EPP	Polypropylene
3"	300EPP	Polypropylene
4"	400EPP	Polypropylene

* "Andrews" and "Boss-Lock" Cam and Groove Couplings

DO NOT INTERCHANGE IN THE 8" SIZE The 8" "Andrews" design has 4 cam arms.



"ANDREWS" TYPE E - 'REDUCER MALE x HOSE TAIL'

PART NO.	SIZE	MATERIAL
4030-E-AL	4" x 3"	Aluminium



"BOSS-LOCK" TYPE E - 'ADAPTER x HOSE TAIL WITH FERRULE'

PART NO.	SIZE	MINIMUM	MAXIMUM HOSE O.D.	MATERIAL HOSE O.D.
RE075-1370	3/4"	1 ⁶ / ₆₄ "	1 ²² / ₆₄ "	Stainless Steel
RE100-1620	1"	1 ²⁹ / ₆₄ "	1 ³⁵ / ₆₄ "	Stainless Steel
RE100-1770	1"	1 ⁹ / ₁₆ "	1 ¹¹ / ₁₆ "	Stainless Steel

Developed specifically for chemical transport hoses having **Crosslinked Polyethylene (XPLE) or Ultra HIGH Molecular Weight Polyethylene (UHMWPE)** tubes. Swaged "Boss-Lock" provides you with a permanently attached Cam and Groove fitting when superior coupling retention is required.

In testing tank transport hoses from a wide variety of manufacturers, the Swaged "Boss-Lock" fitting proved itself to be superior in overall performance.

Fittings are also available on special order for other sizes or hoses O.D.'s. Consult the factory for pricing and availability. Consult the Dixon for pricing and availability of the special equipment required for installation.

DIXON CAM & GROOVE TYPE F ADAPTER x BSPT & NPT THREADS (MIL-C-27487)



SIZE	BSPT MODEL NO.	NPT MODEL NO.	MATERIAL
1/2"	50FALB	50FALN	Aluminium
3/4"	75FALB	75FALN	Aluminium
1"	100FALB	100FALN	Aluminium
1 1/4"	125FALB	125FALN	Aluminium
1 1/2"	150FALB	150FALN	Aluminium
2"	200FALB	200FALN	Aluminium
2 1/2"	250FALB	250FALN	Aluminium
3"	300FALB	300FALN	Aluminium
4"	400FALB	400FALN	Aluminium
5"	500FALB	500FALN	Aluminium
6"	600FALB	600FALN	Aluminium
1/2"	DAL50 FB	DAL50 FN	Die Cast Aluminium
3/4"	DAL75 FB	DAL75 FN	Die Cast Aluminium
1"	DAL100 FB	DAL100 FN	Die Cast Aluminium
1 1/4"	DAL125 FB	DAL125 FN	Die Cast Aluminium
1 1/2"	DAL150 FB	DAL150 FN	Die Cast Aluminium
2"	DAL200 FB	DAL200 FN	Die Cast Aluminium
2 1/2"	DAL250 FB	DAL250 FN	Die Cast Aluminium
3"	DAL300 FB	DAL300 FN	Die Cast Aluminium
4"	DAL400 FB	DAL400 FN	Die Cast Aluminium
1/2"	50FBRB	50FBRN	Brass
3/4"	75FBRB	75FBRN	Brass
1"	100FBRB	100FBRN	Brass
1 1/4"	125FBRB	125FBRN	Brass
1 1/2"	150FBRB	150FBRN	Brass
2"	200FBRB	200FBRN	Brass
2 1/2"	250FBRB	250FBRN	Brass
3"	300FBRB	300FBRN	Brass
4"	400FBRB	400FBRN	Brass
5"	500FBRB	500FBRN	Brass
6"	600FBRB	600FBRN	Brass
1/2"	50FSSB	50FSSN	Stainless Steel
3/4"	75FSSB	75FSSN	Stainless Steel
1"	100FSSB	100FSSN	Stainless Steel
1 1/4"	125FSSB	125FSSN	Stainless Steel
1 1/2"	150FSSB	150FSSN	Stainless Steel
2"	200FSSB	200FSSN	Stainless Steel
2 1/2"	250FSSB	250FSSN	Stainless Steel
3"	300FSSB	300FSSN	Stainless Steel
4"	400FSSB	400FSSN	Stainless Steel
5"	500FSSB	500FSSN	Stainless Steel
6"	600FSSB	600FSSN	Stainless Steel
3/4"	75FPPB	75FPPN	Polypropylene
1"	100FPPB	100FPPN	Polypropylene
1 1/2" x 1 1/4"	125FPPB	125FPPN	Polypropylene
1 1/2"	150FPPB	150FPPN	Polypropylene
2"	200FPPB	200FPPN	Polypropylene
3"	300FPPB	300FPPN	Polypropylene
4"	400FPPB	400FPPN	Polypropylene

"ANDREWS" TYPE F - 'REDUCER ADAPTER x MALE THREAD'

PART NO.	SIZE	THREAD AVAILABLE	MATERIAL
3020-F-SS	3" x 2"	NPT	Stainless Steel

B



DIXON CAM & GROOVE TYPE DUST PLUG ADAPTER (MIL-C-27487)

SIZE	MODEL NO.	MATERIAL
1/2"	50DPAL	Aluminium
3/4"	75DPAL	Aluminium
1"	100DPAL	Aluminium
1 1/4"	125DPAL	Aluminium
1 1/2"	150DPAL	Aluminium
2"	200DPAL	Aluminium
2 1/2"	250DPAL	Aluminium
3"	300DPAL	Aluminium
4"	400DPAL	Aluminium
5"	500DPAL	Aluminium
6"	600DPAL	Aluminium
8"	800DPAL	Aluminium
1/2"	DAL50 DP	Die Cast Aluminium
3/4"	DAL75 DP	Die Cast Aluminium
1"	DAL100 DP	Die Cast Aluminium
1 1/4"	DAL125 DP	Die Cast Aluminium
1 1/2"	DAL150 DP	Die Cast Aluminium
2"	DAL200 DP	Die Cast Aluminium
2 1/2"	DAL250 DP	Die Cast Aluminium
3"	DAL300 DP	Die Cast Aluminium
4"	DAL400 DP	Die Cast Aluminium
1/2"	50DPBR	Brass
3/4"	75DPBR	Brass
1"	100DPBR	Brass
1 1/4"	125DPBR	Brass
1 1/2"	150DPBR	Brass
2"	200DPBR	Brass
2 1/2"	250DPBR	Brass
3"	300DPBR	Brass
4"	400DPBR	Brass
5"	500DPBR	Brass
6"	600DPBR	Brass
1/2"	50DPSS	Stainless Steel
3/4"	75DPSS	Stainless Steel
1"	100DPSS	Stainless Steel
1 1/4"	125DPSS	Stainless Steel
1 1/2"	150DPSS	Stainless Steel
2"	200DPSS	Stainless Steel
2 1/2"	250DPSS	Stainless Steel
3"	300DPSS	Stainless Steel
4"	400DPSS	Stainless Steel
5"	500DPSS	Stainless Steel
6"	600DPSS	Stainless Steel
3/4"	75DPPP	Polypropylene
1"	100DPPP	Polypropylene
1 1/2"	150DPPP	Polypropylene
2"	200DPPP	Polypropylene
3"	300DPPP	Polypropylene
4"	400DPPP	Polypropylene

DIXON CAM & GROOVE TYPE DUST CAP COUPLER (MIL-C-27487)

SIZE	MODEL NO.	MATERIAL
1/2"	50DCAL	Aluminium
3/4"	75DCAL	Aluminium
1"	100DCAL	Aluminium
1 1/4"	125DCAL	Aluminium
1 1/2"	150DCAL	Aluminium
2"	200DCAL	Aluminium
2 1/2"	250DCAL	Aluminium
3"	300DCAL	Aluminium
4"	400DCAL	Aluminium
5"	500DCAL	Aluminium
6"	600DCAL	Aluminium
8"	800DCAL	Aluminium
1/2"	DAL50DC	Die Cast Aluminium
3/4"	DAL75DC	Die Cast Aluminium
1"	DAL100DC	Die Cast Aluminium
1 1/4"	DAL125DC	Die Cast Aluminium
1 1/2"	DAL150DC	Die Cast Aluminium
2"	DAL200DC	Die Cast Aluminium
2 1/2"	DAL250DC	Die Cast Aluminium
3"	DAL300DC	Die Cast Aluminium
4"	DAL400DC	Die Cast Aluminium
1/2"	50DCBR	Brass
3/4"	75DCBR	Brass
1"	100DCBR	Brass
1 1/4"	125DCBR	Brass
1 1/2"	150DCBR	Brass
2"	200DCBR	Brass
2 1/2"	250DCBR	Brass
3"	300DCBR	Brass
4"	400DCBR	Brass
5"	500DCBR	Brass
6"	600DCBR	Brass
1/2"	50DCSS	Stainless Steel
3/4"	75DCSS	Stainless Steel
1"	100DCSS	Stainless Steel
1 1/4"	125DCSS	Stainless Steel
1 1/2"	150DCSS	Stainless Steel
2"	200DCSS	Stainless Steel
2 1/2"	250DCSS	Stainless Steel
3"	300DCSS	Stainless Steel
4"	400DCSS	Stainless Steel
5"	500DCSS	Stainless Steel
6"	600DCSS	Stainless Steel
3/4"	75DCPP	Polypropylene
1"	100DCPP	Polypropylene
1 1/2"	150DCPP	Polypropylene
2"	200DCPP	Polypropylene
3"	300DCPP	Polypropylene
4"	400DCPP	Polypropylene

Note: All "Boss-Lock" Couplers come with SAFETY CLIPS. * "Andrews" and "Boss-Lock" Cam and Groove Couplings **DO NOT INTERCHANGE IN THE 8" SIZE.**

The 8" "Boss-Lock" design has 2 cam arms. The 8" "Boss-Lock" were designed to interchange with 8" Cam and Groove couplings manufactured by others.



"ANDREWS" LOCKABLE DUST CAP

PART NO.	SIZE	MATERIAL
200-DC-L-AL	2"	Aluminium
300-DC-L-AL	3"	Aluminium
400-DC-L-AL	4"	Aluminium
600-DC-L-AL	6"	Aluminium
200-DC-L-BR	2"	Brass
300-DC-L-BR	3"	Brass
400-DC-L-BR	4"	Brass
200DC-L-SS	2"	Stainless Steel
300DC-L-SS	3"	Stainless Steel



LOCKING / PADDLE HANDLES FOR "ANDREWS" DUST CAP

PART NO.	COUPLER SIZE	DESCRIPTION
200-LH-BR	2"	Locking Handle, Brass
300-LH-BR	3"	Locking Handle, Brass
400-LH-BR	4"	Locking Handle, Brass
300H-PADBR	3" and 4"	Paddle Handle, Brass

"BOSS-LOCK" - 'DUST CAPS'



PART NO.	SIZE	MATERIAL
AH075	3/4"	Aluminium
AH100	1"	Aluminium
AH125	1 1/4***	Aluminium
AH150	1 1/2"	Aluminium
AH200	2"	Aluminium
AH250	2 1/2***	Aluminium
AH300	3"	Aluminium
AH400	4"	Aluminium
AH600	6"	Aluminium
BH075	3/4"	Brass
BH100	1"	Brass
BH125	1 1/4***	Brass
BH150	1 1/2"	Brass
BH200	2"	Brass
BH250	2 1/2***	Brass
BH300	3"	Brass
BH400	4"	Brass
BH600	6"	Brass
RH075BL	3/4"	Stainless Steel
RH100BL	1"	Stainless Steel
RH125BL	1 1/4"	Stainless Steel
RH150BL	1 1/2"	Stainless Steel
RH200BL	2"	Stainless Steel
RH300BL	3"	Stainless Steel
RH400BL	4"	Stainless Steel
IH100	1"	Plated Malleable Iron
IH150	1 1/2"	Plated Malleable Iron
IH200	2"	Plated Malleable Iron
IH300	3"	Plated Malleable Iron
IH400	4"	Plated Malleable Iron
IH600	6"	Plated Malleable Iron



"EZ BOSS-LOCK" – 'DUST CAPS'

PART NO.	SIZE	MATERIAL
RH075EZ	3/4"	Stainless Steel
RH100EZ	1"	Stainless Steel
RH125EZ	1 1/4"	Stainless Steel
RH150EZ	1 1/2"	Stainless Steel
RH200EZ	2"	Stainless Steel
RH300EZ	3"	Stainless Steel
RH400EZ	4"	Stainless Steel
RH600EZ	6"	Stainless Steel

Note: All "Boss-Lock" Couplers come with SAFETY CLIPS.

* "Andrews" and "Boss-Lock" Cam and Groove Couplings

DO NOT INTERCHANGE IN THE 8" SIZE. The 8" "Boss-Lock" design has 2 cam arms.

The 8" "Boss-Lock" were designed to interchange with 8" Cam and Groove couplings manufactured by others.



"EZ BOSS-LOCK" COUPLER x ADAPTER

PART NO.	SIZE	MATERIAL
RDA3020EZ	3" x 2"	Stainless Steel
RDA4030EZ	4" x 3"	Stainless Steel



"ANDREWS" – 'REDUCING FEMALE COUPLERS x MALE ADAPTERS'

PART NO.	SIZE / DESCRIPTION	MATERIAL
1510-DA-AL	1 1/2" Coupler x 1" Adapter	Aluminium
1520-DA-AL	1 1/2" Coupler x 2" Adapter	Aluminium
2015-DA-AL	2" Coupler x 1 1/2" Adapter	Aluminium
2030-DA-AL	2" Coupler x 3" Adapter	Aluminium
2040-DA-AL	2" Coupler x 4" Adapter	Aluminium
3015-DA-AL	3" Coupler x 1 1/2" Adapter	Aluminium
3020-DA-AL	3" Coupler x 2" Adapter	Aluminium
3040-DA-AL	3" Coupler x 4" Adapter	Aluminium
4020-DA-AL	4" Coupler x 2" Adapter	Aluminium
4025-DA-AL	4" Coupler x 2 1/2" Adapter	Aluminium
4030-DA-AL	4" Coupler x 3" Adapter	Aluminium
4060-DA-AL	4" Coupler x 6" Adapter	Aluminium
5040-DA-AL	5" Coupler x 4" Adapter	Aluminium
6030-DA-AL	6" Coupler x 3" Adapter	Aluminium
6040-DA-AL	6" Coupler x 4" Adapter	Aluminium
3020-DA-ALH	3" Coupler x 2" Adapter	Aluminium Hard Coat
4030-DA-ALH	4" Coupler x 3" Adapter	Aluminium Hard Coat
3020-DA-BR	3" Coupler x 2" Adapter	Brass
4030-DA-BR	4" Coupler x 3" Adapter	Brass
6040-DA-BR	6" Coupler x 4" Adapter	Brass
3020-DA-MI	3" Coupler x 2" Adapter	Unplated Malleable Iron
4030-DA-MI	4" Coupler x 3" Adapter	Unplated Malleable Iron
6040-DA-MI	6" Coupler x 4" Adapter	Unplated Malleable Iron
1520-DA-SS	1 1/2" Coupler x 2" Adapter	Stainless Steel
2015-DA-SS	2" Coupler x 1 1/2" Adapter	Stainless Steel
2030-DA-SS	2" Coupler x 3" Adapter	Stainless Steel
3020-DA-SS	3" Coupler x 2" Adapter	Stainless Steel
3040-DA-SS	3" Coupler x 4" Adapter	Stainless Steel
4030-DA-SS	4" Coupler x 3" Adapter	Stainless Steel
6040-DA-SS	6" Coupler x 4" Adapter	Stainless Steel

B



"ANDREWS" - 'MALE x MALE ADAPTER'

PART NO.	SIZE	MATERIAL
150-AA-AL	1 1/2"	Aluminium
1520-AA-AL	1 1/2" x 2"	Aluminium
200-AA-AL	2"	Aluminium
2030-AA-AL	2" x 3"	Aluminium
2040-AA-AL	2" x 4"	Aluminium
300-AA-AL	3"	Aluminium
3040-AA-AL	3" x 4"	Aluminium
400-AA-AL	4"	Aluminium
4060-AA-AL	4" x 6"	Aluminium
600-AA-AL	6"	Aluminium
150-AA-BR	1 1/2"	Brass
200-AA-BR	2"	Brass
300-AA-BR	3"	Brass
100-AA-SS	1"	Stainless Steel
150-AA-SS	1 1/2"	Stainless Steel
1520-AA-SS	1 1/2" x 2"	Stainless Steel
200-AA-SS	2"	Stainless Steel
2030-AA-SS	2" x 3"	Stainless Steel
300-AA-SS	3"	Stainless Steel

90° ELBOW - 'MALE ADAPTER x FEMALE THREAD'



PART NO.	SIZE	THREAD	MATERIAL
150A-90-AL	1 1/2"	NPT	Aluminium
200A-90-AL	2"	NPT	Aluminium
300A-90-AL	3"	NPT	Aluminium
400A-90-AL	4"	NPT	Aluminium
90PPA150	1 1/2"	NPT	Polypropylene
90PPA200	2"	NPT	Polypropylene
300A-90-SS	3"	NPT	Stainless Steel



90° ELBOW - 'FEMALE COUPLER x MALE THREAD'

PART NO.	SIZE	THREAD	MATERIAL
150B-90-AL	1 1/2"	NPT	Aluminium
200B-90-AL	2"	NPT	Aluminium



90° ELBOW - 'FEMALE COUPLER x HOSE TAIL'

PART NO.	SIZE	MATERIAL
150C-90-AL	1 1/2"	Aluminium
200C-90-AL	2"	Aluminium
300C-90-AL	3"	Aluminium
400C-90-AL	4"	Aluminium
90PPC150	1 1/2"	Polypropylene
90PPC200	2"	Polypropylene
300C90-SS	3"	Stainless Steel



90° ELBOW - 'FEMALE COUPLER x FEMALE THREAD'			
PART NO.	SIZE	THREAD	MATERIAL
150D-90-AL	1 1/2"	NPT	Aluminium
200D-90-AL	2"	NPT	Aluminium
300D-90-AL	3"	NPT	Aluminium
400D-90-AL	4"	NPT	Aluminium
90PPD150	1 1/2"	NPT	Polypropylene
90PPD200	2"	NPT	Polypropylene
200D-90-SS	2"	NPT	Stainless Steel
300D-90-SS	3"	NPT	Stainless Steel



90° ELBOW - 'MALE ADAPTER x HOSE TAIL'		
PART NO.	SIZE	MATERIAL
300E-90-AL	3"	Aluminium
400E-90-AL	4"	Aluminium

*ALL THESE PARTS CAN BE MANUFACTURED IN STAINLESS STEEL UPON REQUEST



90° ELBOW - 'MALE ADAPTER x MALE THREAD'			
PART NO.	SIZE	THREAD	MATERIAL
150F-90-AL	1 1/2"	NPT	Aluminium
200F-90-AL	2"	NPT	Aluminium
90PPF150	1 1/2"	NPT	Polypropylene*
90PPF200	2"	NPT	Polypropylene*



90° ELBOW - 'FEMALE COUPLER x MALE ADAPTER'		
PART NO.	SIZE	MATERIAL
150DA-90-AL	1 1/2"	Aluminium
200DA-90-AL	2"	Aluminium
300DA-90-AL	3"	Aluminium
400DA-90-AL	4"	Aluminium
600DA-90-AL	6"	Aluminium



90° ELBOW - 'FEMALE x FEMALE COUPLER'		
PART NO.	SIZE	MATERIAL
400DD-90-AL	4"	Aluminium

*ALL THESE PARTS CAN BE MANUFACTURED IN STAINLESS STEEL UPON REQUEST



'Y' PIECE IN ALUMINIUM

PART NO.	DESCRIPTION
200YDAA-AL	2" Coupler x 2" Adapter x 2" Adapter



'TEE' PIECE IN ALUMINIUM

PART NO.	DESCRIPTION
15TAAD-AL	1 1/2" Adapter x 1 1/2" Adapter x 1 1/2" Adapter

"ANDREWS" FLANGED COUPLERS AND ADAPTERS



PART NO.	SIZE	MATERIAL
200-AL-AL	2"	Aluminium
300-AL-AL	3"	Aluminium
400-AL-AL	4"	Aluminium
600-AL-AL	6"	Aluminium
100-AL-SS	1"	Stainless Steel
150-AL-SS	1 1/2"	Stainless Steel
200-AL-SS	2"	Stainless Steel
300-AL-SS	3"	Stainless Steel
400-AL-SS	4"	Stainless Steel
600-AL-SS	6"	Stainless Steel
200-DL-AL	2"	Aluminium
300-DL-AL	3"	Aluminium
400-DL-AL	4"	Aluminium
600-DL-AL	6"	Aluminium
100-DL-SS	1"	Stainless Steel
150-DL-SS	1 1/2"	Stainless Steel
200-DL-SS	2"	Stainless Steel
300-DL-SS	3"	Stainless Steel
400-DL-SS	4"	Stainless Steel
600-DL-SS	6"	Stainless Steel



"BOSS-LOCK" STANDARD HANDLE ASSEMBLIES

PART NO.	COUPLER SIZE	DESCRIPTION
BHSC175	3/4" - 1"	Brass
BHSC152	1 1/4" - 2 1/2"	Brass
BHSC34	3" and 4"	Brass
RHSC175	3/4" - 1"	Investment Cast S/Steel
RHSC152	1 1/4" - 2 1/2"	Investment Cast S/Steel
RHSC34	3" and 4"	Investment Cast S/Steel

Assembly includes cam arm, pin and pull ring.



"EZ BOSS-LOCK" STANDARD ASSEMBLY HANDLES

PART NO.	SIZE
RHEZ175	3/4" - 1"
RHEZ152	1 1/4" - 2"
RHEZ34	3" and 4"

Investment Cast Stainless Steel Cam Arm and Lever. 316 Stainless Steel Spring. Stainless Steel Pin, Washer. Plated Carbon Steel Pull Ring.

UNDER NO CIRCUMSTANCES should the EZ Boss-Lock cam arms be used on any fitting not specifically produced for their use.

The EZ Boss-Lock cam arms CANNOT be retrofitted onto existing Aluminium, Brass or Plated Malleable Iron Boss-Lock already in service.



DIXON STANDARD HANDLE ASSEMBLIES

PART NO.	SIZE	DESCRIPTION	MATERIAL
DSH50	1/2" and 3/4"	Handle, ring and pin	Investment Stain Steel
DSH100	1"	Handle, ring and pin	Investment Stain Steel
DSH200	1 1/4" thru 2 1/2"	Handle, ring and pin	Investment Stain Steel
DSH300	3" and 4"	Handle, ring and pin	Investment Stain Steel



"ANDREWS" STANDARD HANDLE ASSEMBLIES

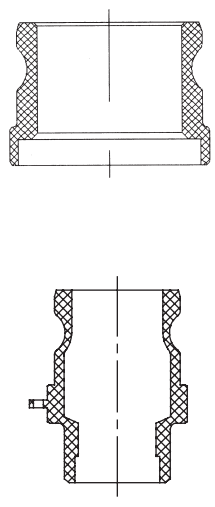
PART NO.	SIZE	DESCRIPTION	MATERIAL
200-HRP-BR	1 1/4" - 2 1/2"	Handle, Ring and Pin	Brass
300-HRP-BR	3" - 5"	Handle, Ring and Pin	Brass
600-HRP-BR	6"	Handle, Ring and Pin	Brass
800-HP-BR	8"	Handle, Ring and Pin	Brass
50-HRP-SP	1/2"	Handle, Ring and Pin	Sintered Stain Steel
75-HRP-SP	3/4"	Handle, Ring and Pin	Sintered Stain Steel
100-HRP-SP	1"	Handle, Ring and Pin	Sintered Stain Steel
200-HRP-SP	1 1/4" - 2 1/2"	Handle, Ring and Pin	Sintered Stain Steel
300-HRP-SP	3" - 5"	Handle, Ring and Pin	Sintered Stain Steel
200-HRP-SI	1 1/4" - 2 1/2"	Handle, Ring and Pin	Investment Stain Steel
300-HRP-SI	3" - 5"	Handle, Ring and Pin	Investment Stain Steel
600-HRP-SI	6"	Handle, Ring and Pin	Investment Stain Steel

Stainless Steel Pins are standard with all assemblies. Pull Rings are standard on 1 1/4" to 6", optional on other sizes.

B

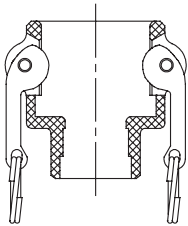
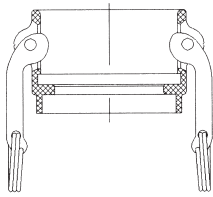


CLIPS, LANYARDS AND PULL RINGS FOR "BOSS-LOCK"	
PART NO.	DESCRIPTION
100PRSCSS	Stainless Steel Pull Ring Safety Clip for Coupler Size 3/4" x 1"
200PRSCSS	Stainless Steel Pull Ring Safety Clip for Coupler Size 1 1/4" x 2 1/2"
300PRSCSS	Stainless Steel Pull Ring Safety Clip for Coupler Size 3" x 4"
ACL2	Carbon Steel Clip with Nylon Lanyard Size 3/4" and 1"
ACL3	Carbon Steel Clip with Nylon Lanyard Size 3" and 4"
ACL4	Carbon Steel Clip with Nylon Lanyard Size 1 1/4" and 2 1/2"
AC7	Stainless Steel Clip
LR7	Stainless Steel Lanyard
BLCA152CS	Carbon Steel Assembly - Pull Ring, Chain and AC3 Clip
CH-B-6	Jack Chain with S-Hooks - 6" Brass
CH-B-12	Jack Chain with S-Hooks - 12" Brass
CH-C-12	Jack Chain with S-Hooks - 12" Carbon Steel
CH-SS-6	Jack Chain with S-Hooks - 6" Stainless Steel
CH-SS-12	Jack Chain with S-Hooks - 12" Stainless Steel
CH-SS-24	Jack Chain with S-Hooks - 24" Stainless Steel
J125	Sash Chain with Plated Steel Pull Rings - 4 1/2" Brass
J150	Sash Chain with Plated Steel Pull Rings - 6 1/2" Brass
J300	Sash Chain with Plated Steel Pull Rings - 8 1/2" Brass
J500	Sash Chain with Plated Steel Pull Rings - 12 1/2" Brass



"ANDREWS" ADAPTERS FOR WELDING			
PART NO.	SIZE	BORE	MATERIAL
SOCKET WELD TO SCH 40 PIPE			
200AWSPAL	2"	2.390	Aluminium
300AWSPAL	3"	3.530	Aluminium
400AWSPAL	4"	4.530	Aluminium
500AWSPAL	5"	5.593	Aluminium
600AWSPAL	6"	6.655	Aluminium
75AWSPSS	3/4"	1.065	Stainless Steel
100AWSPSS	1"	1.330	Stainless Steel
150AWSPSS	1 1/2"	1.915	Stainless Steel
200AWSPSS	2"	2.390	Stainless Steel
300AWSPSS	3"	3.530	Stainless Steel
400AWSPSS	4"	4.530	Stainless Steel
600AWSPSS	6"	6.655	Stainless Steel
BUTT WELD TO SCH 40 PIPE & SOCKET WELD TO NOMINAL OD TUBING			
200AWBPSTAL	2"	2.390	Aluminium
300AWBPSTAL	3"	3.530	Aluminium
400AWBPSTAL	4"	4.530	Aluminium
600AWBPSTAL	6"	6.655	Aluminium
100AWBPSTSS	1"	1.330	Stainless Steel
150AWBPSTSS	1 1/2"	1.915	Stainless Steel
200AWBPSTSS	2"	2.390	Stainless Steel
300AWBPSTSS	3"	3.530	Stainless Steel
400AWBPSTSS	4"	4.530	Stainless Steel
600AWBPSTSS	6"	6.655	Stainless Steel

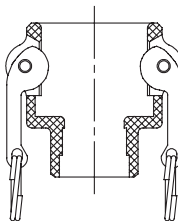
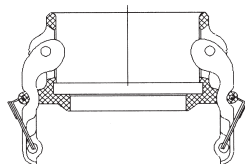




"ANDREWS" COUPLERS FOR WELDING

PART NO.	SIZE	BORE	MATERIAL
SOCKET WELD TO SCH 40 PIPE			
200DWSPAL	2"	2.390	Aluminium
300DWSPAL	3"	3.530	Aluminium
400DWSPAL	4"	4.530	Aluminium
600DWSPAL	6"	6.655	Aluminium
BUTT WELD TO SCH 40 PIPE and SOCKET WELD TO NOMINAL OD TUBING			
100DWSPSS	1"	1.330	Stainless Steel
150DWSPSS	1 1/2"	1.915	Stainless Steel
200DWSPSS	2"	2.390	Stainless Steel
300DWSPSS	3"	3.530	Stainless Steel
400DWSPSS	4"	4.530	Stainless Steel
600DWSPSS	6"	6.655	Stainless Steel
BUTT WELD TO SCH 40 PIPE and SOCKET WELD TO NOMINAL OD TUBING			
300DWPSTAL	3"	3.530	Aluminium
400DWPSTAL	4"	4.530	Aluminium
500DWPSTAL	5"	5.593	Aluminium
600DWPSTAL	6"	6.655	Aluminium
200DWPSTSS	2"	2.390	Stainless Steel
300DWPSTSS	3"	3.530	Stainless Steel
400DWPSTSS	4"	4.530	Stainless Steel

"EZ BOSS-LOCK" COUPLERS FOR WELDING



PART NO.	SIZE	BORE	MATERIAL
SOCKET WELD TO SCH 40 PIPE			
RDWSP100EZ	1"	1.330	Stainless Steel
RDWSP150EZ	1 1/2"	1.915	Stainless Steel
RDWSP200EZ	2"	2.390	Stainless Steel
RDWSP300EZ	3"	3.530	Stainless Steel
RDWSP400EZ	4"	4.530	Stainless Steel
RDWSP600EZ	6"	6.695	Stainless Steel
BUTT WELD TO SCH 40 PIPE & SOCKET WELD TO NOMINAL OD TUBING			
RDWBPST075EZ	3/4"	0.765	Stainless Steel
RDWBPST100EZ	1"	1.330	Stainless Steel
RDWBPST150EZ	1 1/2"	1.915	Stainless Steel
RDWBPST200EZ	2"	2.390	Stainless Steel
RDWBPST300EZ	3"	3.530	Stainless Steel
RDWBPST400EZ	4"	4.530	Stainless Steel
RDWBPST600EZ	6"	6.655	Stainless Steel



"EZ BOSS-LOCK" - 'FEMALE COUPLER x MALE ADAPTER'

PART NO.	SIZE	MATERIAL
ADA3020	3" x 2"	Aluminium
ADA4030	4" X 3"	Aluminium
RDA3020BL	3" x 2"	Stainless Steel
RDA4030BL	4" x 3"	Stainless Steel